

Creating your LinkedIn Learning account at LJMU

LinkedIn Learning

LJMU students now have access to **LinkedIn Learning**, an online platform with courses taught by industry experts to enhance your learning and boost your professional development.



Visit the link or scan the QR code to register and get started.

ljmu.ac.uk/LinkedInLearning




Contents

Sign up for LinkedIn Learning at LJMU	3
Unlinking your personal LinkedIn profile from your LJMU LinkedIn Learning account	5
LinkedIn Learning App.....	6
Signing in	6

Sign up for LinkedIn Learning at LJMU

1. Visit [the LinkedIn Learning sign in](#) page and enter your LJMU email address, for example a.n.other@2024.ljmu.ac.uk and press Continue.



in LEARNING

Sign In

Sign in using the same email address you use for LinkedIn.com or your organization email

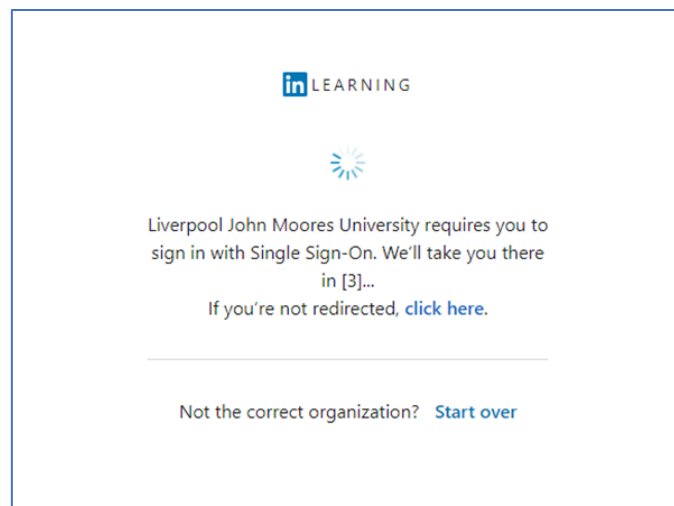
Email
a.n.other@2024.ljmu.ac.uk

Continue


[Sign in with your library card](#)

New to LinkedIn? [Join now](#)

2. You will then be redirected so you can log in with Single Sign on, this requires your username@ljmu.ac.uk and your LJMU password.



in LEARNING



Liverpool John Moores University requires you to sign in with Single Sign-On. We'll take you there in [3]...

If you're not redirected, [click here](#).


Not the correct organization? [Start over](#)


3. You will then be prompted if you would like to connect your LinkedIn Profile to your LJMU LinkedIn Learning account:

1 — 2 — 3 — 4

Connect to your LinkedIn profile

It's the fastest way to get started, and connecting gives you these exclusive benefits and more.

	Unconnected	 Connected account
Access to 15,000+ courses taught by professionals	✓	✓
Interactive learning with exercise files and course quizzes	✓	✓
Personalized recommendations based on your profile		✓
Explore internal jobs within your company		✓
Share learning certificates to your profile		✓

 Your organization will only be able to see limited profile information (e.g. name, title, photo). You always can choose what Learning activity to share with your network. [Learn more](#)

Connect LinkedIn profile

Skip for now

If you **don't want to link your profile** you can choose 'Skip for now'.

If you **do wish to link your profile** click **Connect LinkedIn profile** and log in to your existing LinkedIn account. You will be asked to confirm your identity, click Accept and continue as ****your name****.

You also have the opportunity to create a new LinkedIn profile if you don't already have one – click Join now.

4. On the next page click 'Sounds Good'. You will then be able to tailor how you use LinkedIn Learning by choosing skills you would like to learn and set any targets you'd like to achieve. Your account is now set up and you can click 'Start Learning'.

If you have any issues please [contact](#) the Library team. Alternately [chat with the LinkedIn Learning Support](#) team.

Unlinking your personal LinkedIn profile from your LJMU LinkedIn Learning account

1. Sign in to your [LinkedIn Learning](#) account
2. Click Me > Settings

Disconnect your LinkedIn account from your LinkedIn Learning account provided by your organization

This will sign you out of LinkedIn Learning. You will need to sign in again to access LinkedIn Learning courses.

[Disconnect my account](#)

3. Click **Disconnect my account**

Disconnect account ×

This will sign you out of LinkedIn Learning. You will need to sign in again to access LinkedIn Learning courses.

Stay

Disconnect

4. Click **Disconnect**

Your personal account will now be unlinked from your LJMU LinkedIn Learning account

To reconnect your LinkedIn profile to your learning account please visit [this](#) link for guidance.

If you have any issues please [contact](#) the Library team. Alternately [chat with the LinkedIn Learning Support](#) team.

LinkedIn Learning App

The app lets you download courses and individual videos, view content offline, and set learning reminders.

The LinkedIn Learning App is available from the Apple [App Store](#) and the Google [Play Store](#) for compatible devices.

Signing in

If you only wish to use LinkedIn Learning with your LJMU account:

iOS and Android

1. Open the app, Click **Sign in** and enter your LJMU email address i.e. a.n.other@2024.ljmu.ac.uk select **Continue**.
2. You will be redirected for single sign on, enter username@ljmu.ac.uk and your LJMU password.
3. Click **Sounds good**. You may be asked about your learning preferences which you can set up as required.

You are now logged into the app.

If you have linked your learning account to your personal LinkedIn:

iOS and Android

1. Open the app, Click **Sign in** and enter your LJMU email address i.e. a.n.other@2024.ljmu.ac.uk select **Continue**.
2. As your LinkedIn Learning account is connected to your personal LinkedIn account you will be prompted for your personal LinkedIn password. Select **Continue**.
3. You will be redirected for single sign on, enter username@ljmu.ac.uk and your LJMU password.

You are now logged into the app.

If you have any issues please [contact](#) the Library IT Support team. Alternately [chat with the LinkedIn Learning Support](#) team.